

UNITED STATES OF AMERICA DEPARTMENT OF TRANSPORTATION-FEDERAL AVIATION ADMINISTRATION STANDARD AIRWORTHINESS CERTIFICATE			
1 NATIONALITY AND REGISTRATION MARKS N3200X	2 MANUFACTURER AND MODEL DASSAULT AVIATION FALCON 7X	3 AIRCRAFT SERIAL NUMBER 27	4 CATEGORY Transport
5 AUTHORITY AND BASIS FOR ISSUANCE This airworthiness certificate is issued pursuant to 49 U.S.C. § 44704 and certifies that, as of the date of issuance, this aircraft has been inspected and found to conform to its type certificate and be in condition for safe operation. This aircraft meets the requirements of the applicable airworthiness standards in Annex 8 to the Convention on International Civil Aviation, except as follows: Exemption No. 8792, 14 CFR Part 25, Section 25.785(b) Side Facing Sofas. Exemption No. 9117, 14 CFR Part 25, Section 25.901(c) Uncontrolled High Engine Thrust. Exemption No. 9148, 14 CFR Part 25, Section 25.981(a)(3) Fuel Tank Ignition Prevention.			
6 TERMS AND CONDITIONS Unless sooner surrendered, suspended, revoked, or a termination date is otherwise established by the FAA, this airworthiness certificate is effective as long as maintenance, preventative maintenance, and alterations are performed per the applicable Federal Aviation Regulations and the aircraft is registered in the United States.			
DATE OF ISSUANCE R- 17/Aug/2017	FAA REPRESENTATIVE JON DAVID GRISWOLD	Digitally signed by JON DAVID GRISWOLD Date: 2026.01.09 11:41:49 -06'00'	DESIGNATION NUMBER AFG-200-CE19
Any alteration, misuse, or reproduction of this certificate for a fraudulent purpose may be punishable by certificate revocation, fine, and / or imprisonment. THIS CERTIFICATE MUST BE DISPLAYED IN THE AIRCRAFT PER THE APPLICABLE FEDERAL AVIATION REGULATIONS.			
FAA Form 8100-2 (9-2019) Previous Edition May be Used Until Depleted			

Replacement Airworthiness Certificate

I am requesting a replacement Airworthiness Certificate for the following aircraft:

Description of Aircraft

Registered Owner Island Jet Inc	
Make Dassault Aviation	Model Falcon 7X
Serial Number 27	Registration Mark N3200X

My Airworthiness Certificate:

<input type="checkbox"/>	Was lost (explain the circumstances below)
<input type="checkbox"/>	Is mutilated (remains attached)
<input type="checkbox"/>	Is unreadable (certificate attached)
<input checked="" type="checkbox"/>	Other (explain the circumstances below)
<p>Explain circumstances here: Changed Registration Number from N621MM to N3200X</p>	

I hereby declare that all of the above statements are true.

1/5/26

Date

Michael Rhodes (Director of Maintenance)

Print Name and Title (if applicable)



Signature

Island Jet, Inc.
718 Thompson Lane, Suite 108256, Nashville, TN 37204

January 9, 2026

U.S. Department of Transportation
Federal Aviation Administration
Nashville FSDO
2 International Plaza Drive
Suite 700
Nashville, TN 37217

In re: Authorization to Make Document Requests

Dear Sir or Madam:

As the Sole Director of Island Jet, Inc., I authorize Michael Rhodes to make document requests, including for a replacement Airworthiness Certificate (AWC), on behalf of Island Jet, Inc. to the Federal Aviation Administration (FAA).

If you have any questions or need any additional information, please do not hesitate to call me at (615) 948-5322.

Sincerely,




John R. Dorris, Jr.
Sole Director
Island Jet, Inc.

State of Tennessee
County of Davidson
Subscribed and sworn to before me on: 1-9-2026



Signature of Notary Public


My commission expires: 4-24-2029



UNITED STATES OF AMERICA DEPARTMENT OF TRANSPORTATION-FEDERAL AVIATION ADMINISTRATION STANDARD AIRWORTHINESS CERTIFICATE			
1 NATIONALITY AND REGISTRATION MARKS N621MM	2 MANUFACTURER AND MODEL Dassault Aviation Falcon 7X	3 AIRCRAFT SERIAL NUMBER 7	4 CATEGORY Transport
5 AUTHORITY AND BASIS FOR ISSUANCE This airworthiness certificate is issued pursuant to 49 U.S.C. § 44704 and certifies that, of the date of issuance, this aircraft has been inspected and found to conform to its type certificate and be in a condition for safe operation. This aircraft meets the requirements of the applicable airworthiness standards in Annex 8 to the Convention on International Civil Aviation, except as follows: Exemption No. 8792, 14 CFR part 25, Section 25.785(b) Side Facing Sofas Exemption No. 9117, 14 CFR part 25, Section 25.901(c) Uncontrolled High Engine Thrust Exemption No. 9148, 14 CFR part 25, Section 25.981(a)(3) Fuel Tank Ignition Prevention			
6 TERMS AND CONDITIONS Unless sooner surrendered, suspended, revoked, or a termination date is otherwise established by the FAA, this airworthiness certificate is valid as long as maintenance, preventative maintenance, and alterations are performed per the applicable Federal Aviation Regulations and the aircraft is registered in the United States.			
DATE OF ISSUANCE R 13 Aug 2017	FAA REPRESENTATIVE William Kingsley Keeney	DESIGNATION NUMBER AFG-200-CE19	<small>Digitally signed by William Kingsley Keeney Date: 2018.05.04 13:48:08 -05'00'</small>
Any alteration, misuse, or reproduction of this certificate for a fraudulent purpose may be punishable by certificate revocation, fine, and / or imprisonment. THIS CERTIFICATE MUST BE DISPLAYED IN THE AIRCRAFT PER THE APPLICABLE FEDERAL AVIATION REGULATIONS.			
FAA Form 8100-2 (11-2016) Previous Edition Dated 04-11 May be Used Until Depleted			

UNITED STATES OF AMERICA
DEPARTMENT OF TRANSPORTATION-FEDERAL AVIATION ADMINISTRATION
STANDARD AIRWORTHINESS CERTIFICATE

1 NATIONALITY AND REGISTRATION MARKS N621MM	2 MANUFACTURER AND MODEL Dassault Aviation Falcon 7X	3 AIRCRAFT SERIAL NUMBER 27	4 CATEGORY Transport
5 AUTHORITY AND BASIS FOR ISSUANCE This airworthiness certificate is issued pursuant to 49 U.S.C. § 44704 and certifies that, as of the date of issuance, this aircraft has been inspected and found to conform to its type certificate and be in a condition for safe operation. This aircraft meets the requirements of the applicable airworthiness standards in Annex 8 to the Convention on International Civil Aviation, except as follows: Exemption No. 8792, 14 CFR part 25, Section 25.785(b) Side Facing Seats Exemption No. 9117, 14 CFR part 25, Section 25.901(c) Uncontrolled High Engine Thrust Exemption No. 9148, 14 CFR part 25, Section 25.981(a)(3) Fuel Tank Ignition Prevention			
6 TERMS AND CONDITIONS Unless sooner surrendered, suspended, revoked, or a termination date is otherwise established by the FAA, this airworthiness certificate is effective as long as maintenance, preventative maintenance, and alterations are performed per the applicable Federal Aviation Regulations and the aircraft is registered in the United States.			
DATE OF ISSUANCE R 13 Aug 2017	FAA REPRESENTATIVE William Kingsley Keeney <small>Digitally signed by William Kingsley Keeney Date: 2018.05.04 13:48:08 -05'00'</small>		DESIGNATION NUMBER AFG-200-CE19
Any alteration, misuse, or reproduction of this certificate for a fraudulent purpose may be punishable by certificate revocation, fine, and / or imprisonment. THIS CERTIFICATE MUST BE DISPLAYED IN THE AIRCRAFT PER THE APPLICABLE FEDERAL AVIATION REGULATIONS.			
FAA Form 8100-2 (11-2016) Previous Edition Dated 04-11 May be Used Until Depleted			



DEPARTMENT OF TRANSPORTATION-FEDERAL AVIATION ADMINISTRATION

STANDARD AIRWORTHINESS CERTIFICATE

1 NATIONALITY AND REGISTRATION MARKS N277FJ	2 MANUFACTURER AND MODEL Dassault Aviation Falcon 7X	3 AIRCRAFT SERIAL NUMBER 27	4 CATEGORY Transport
--	--	--	--------------------------------

5 AUTHORITY AND BASIS FOR ISSUANCE


This airworthiness certificate is issued pursuant to 49 U.S.C. § 44704 and certifies that, as of the date of issuance, the aircraft to which issued has been inspected and found to conform to the type certificate therefor, to be in condition for safe operation, and has been shown to meet the requirements of the applicable comprehensive and detailed airworthiness code as provided by Annex 8 to the Convention on International Civil Aviation, except as noted herein.

Exceptions:

Exemption No. 8792, 25.785(b) Side Facing Sofas
 Exemption No. 9117, 25.901(c) Uncontrolled High Engine Thrust
 Exemption No. 9148, 25.981(a)(3) Fuel Tank Ignition Prevention

6 TERMS AND CONDITIONS

Unless sooner surrendered, suspended, revoked, or a termination date is otherwise established by the FAA, this airworthiness certificate is effective as long as the maintenance, preventative maintenance, and alterations are performed in accordance with Parts 21, 43, and 91 of the Federal Aviation Regulations, as appropriate, and the aircraft is registered in the United States.

DATE OF ISSUANCE 13 AUG 2017	FAA REPRESENTATIVE Scott E. Coyne 	DESIGNATION NUMBER DART-801097-EA
--	--	---

Any alteration, reproduction, or misuse of this certificate may be punishable by a fine not exceeding \$1,000 or imprisonment not exceeding 3 years or both.

THIS CERTIFICATE MUST BE DISPLAYED IN THE AIRCRAFT IN ACCORDANCE WITH APPLICABLE FEDERAL AVIATION REGULATIONS.



May 2, 2018

US Flight Standards District Office
Nashville FSDO
2 International Plaza
Nashville, TN 37217


In re: Update US Airworthiness Certificate

Dear Sir or Madam:

I am sending this letter as the registered owner of a Dassault Falcon 7X (SN: 027) to request a replacement US Airworthiness Certificate changing the current aircraft registration number from N277FJ to N621MM. This request is made to enhance the owner's privacy and personal safety.

Thank you for your assistance with this request.

Sincerely,



Russell C. Moore
President
Island Jet, Inc.



US Department
of Transportation
Federal Aviation
Administration

**MAJOR REPAIR AND ALTERATION
(Airframe, Powerplant, Propeller, or Appliance)**

OMB No. 2120-0020
Exp 5/31/2018

Electronic Tracking Number

For FAA Use Only

INSTRUCTIONS: Print or type all entries. See Title 14 CFR §43.9, Part 43 Appendix B, and AC 43.9-1 (or subsequent revision thereof) for instructions and disposition of this form. This report is required by law (49 U.S.C. §44701). Failure to report can result in a civil penalty for each such violation. (49 U.S.C. §46301(a))

1. Aircraft	Nationality and Registration Mark N621MM	Serial No. 27
	Make Dassault Aviation	Model Falcon 7X
2. Owner	Name (As shown on registration certificate) Island Jet Inc	
	Address (As shown on registration certificate) Address 150 3rd Ave S STE 2800	
	City Nashville	State Tennessee
	Zip 37201-2017	Country United States

3. For FAA Use Only

4. Type		5. Unit Identification			
Repair	Alteration	Unit	Make	Model	Serial No.
<input type="checkbox"/>	<input checked="" type="checkbox"/>	AIRFRAME	Dassault Aviation	(As described in Item 1 above)	27
<input type="checkbox"/>	<input type="checkbox"/>	POWERPLANT			
<input type="checkbox"/>	<input type="checkbox"/>	PROPELLER			
<input type="checkbox"/>	<input type="checkbox"/>	APPLIANCE	Type		
			Manufacturer		

6. Conformity Statement

A. Agency's Name and Address		B. Kind of Agency		C. Certificate No. QU2R122L		
Name	Dassault Falcon Jet Wilmington Corp	<input type="checkbox"/>	U. S. Certificated Mechanic		<input type="checkbox"/>	Manufacturer
Address	191 North Dupont Highway	<input type="checkbox"/>	Foreign Certificated Mechanic		<input checked="" type="checkbox"/>	Certificated Repair Station
City	New Castle State Delaware	<input type="checkbox"/>	Certificated Maintenance Organization			
Zip	19720 Country United States					

D. I certify that the repair and/or alteration made to the unit(s) identified in item 5 above and described on the reverse or attachments hereto have been made in accordance with the requirements of Part 43 of the U.S. Federal Aviation Regulations and that the information furnished herein is true and correct to the best of my knowledge.

Extended range fuel per 14 CFR Part 43 App. B <input type="checkbox"/>	Signature/Date of Authorized Individual <i>Demetri Palmer</i> 2 May 2018
--	---

7. Approval for Return to Service

Pursuant to the authority given persons specified below, the unit identified in item 5 was inspected in the manner prescribed by the Administrator of the Federal Aviation Administration and is Approved Rejected

BY	FAA Flt. Standards Inspector	Manufacturer	Maintenance Organization	Persons Approved by Canadian Department of Transport
	FAA Designee	X Repair Station	Inspection Authorization	Other (Specify)

Certificate or Designation No. QU2R122L	Signature/Date of Authorized Individual <i>Demetri Palmer</i> 2 May 2018
---	---

NOTICE

Weight and balance or operating limitation changes shall be entered in the appropriate aircraft record. An alteration must be compatible with all previous alterations to assure continued conformity with the applicable airworthiness requirements.

8. Description of Work Accomplished

(If more space is required, attach additional sheets. Identify with aircraft nationality and registration mark and date work completed.)

N621MM

2 MAY 2018

Nationality and Registration Mark

Date

Replaced the existing CNX-200 Router with a Satcom Direct Router in accordance with Dassault Aviation Change Approval Sheet M-OPT0889 Issue 4 dated 14 April 2016 under the authority of EASA DOA EASA.21J.051.

Deviations:

- Mechanical Drawings:
 - F7XW231844A0 Rev C approved by 8110-3 dated 23 March 2018
 - F7XJ910050A0 Rev '-/' approved by 8110-3 dated 27 February 2018
- Deviations
 - Dassault Falcon Wilmington Engineering Order EO-5096 Rev - from drawing F7XJ910050A0 Rev - changes location of 3G Antenna bracket, approved by 8110-3 dated 27 February 2018.
- Electrical Drawings:
 - F7XW23-92-13 BU Rev '-/' approved by 8110-3 dated 11 April 2018

Supplemental Maintenance Manual and Supplemental Illustrated Parts Catalog Documents have been provided as part of the installation

A satisfactory Operational Check has been performed per Supplemental Maintenance Manual 23-15-49-900-810

No Flight Manual Updates required by this installation

EMI/RFI Ground Check was complied with in accordance with R5-11-DAS approved by 8110-3 dated 2 September 2011

The aircraft equipment list was revised to reflect the modifications described above. The aircraft weight and balance was updated and a report placed in the aircraft loading manual.

-----END-----

Additional Sheets Are Attached



CHANGE
APPROVAL
SHEET
F7X series

ISSUE: 4
DATE: 14-APR-2016
PREPARED BY: CP

M-OPT0889

ATA: 44

PROJECT :

A.1. TITLE: SDR Routeur with Wifi functionality

A.2. PURPOSE: To install a SATCOM Direct Router and allow the use of Wifi functionality

Restrictions cancelled by this change: **NONE**

A.3. CATEGORY: MINOR
NON-SIGNIFICANT

A.4. APPLICABILITY: OPTIONAL
All F7X

A.5. EFFECTS ON DOCUMENTATION:

- | | | |
|-------------------------------------|-------------------------------|--|
| AFM <input type="checkbox"/> | SRM <input type="checkbox"/> | Service Bulletin <input type="checkbox"/> |
| AMM <input type="checkbox"/> Chap 5 | MMEL <input type="checkbox"/> | Drawing list <input checked="" type="checkbox"/> |
| <input type="checkbox"/> Chap 5-40 | TCDS <input type="checkbox"/> | Equipment list <input checked="" type="checkbox"/> |

A.6. CERTIFICATION SUMMARY:

Following release of complete qualification report, M-OPT0889 is re-approved without any SN limitation.

Modification Summary

The purpose of this modification is to install a SATCOM Direct Router (SDR) with Wifi function activated. The router is installed at the same location as previous CNX-200 router certified per M-OPT0531 (underfloor Frame 13-15) but the Wifi antenna is installed at a different location never certified on F7X.

Certification History

Other routers with Wifi activated have already been approved on F7X through, for example :

- M-OPT0228 – Lufthansa Router with Wireless Capability
- M-OPT0531 – EMS CNX Router Series 2 with WiFi Functionality
- M-OPT0765 – Skybox Media Server (with WAP4000 router installed)

Certification Methodology

- Impacts on ICA (MC1) are substantiated through document **M-OPT0889-155**.

- Due to the new location of Wifi antenna, an RF level analysis (MC2) is performed (M-OPT0889-200) to deal with the following issues :

- **Radio Frequency Interoperability** that deals with RF interference due to signals radiated and captured by RF antennas.
- **Radiation of Electrical Field** that will provide evidence that the RF electrical field radiated by the system in normal and failure condition does not present a risk for equipment and wiring.
- **Human exposure** which will assess the risk on human health and potential disturbance on medical devices.

Nota : The use of Wifi PEDs has already been certified on F7X through M-OPT0765, so the RF analysis provided for M-OPT0889 will only focus on Wifi antenna.





CHANGE
APPROVAL
SHEET
F7X series

ISSUE: 4
DATE: 14-APR-2016
PREPARED BY: CP

M-OPT0889

ATA: 44

PROJECT :

- SDR is installed at the same location as CNX-200 router (underfloor Frame 13-15 on the avionic rack) installed per M-OPT0531.
 - As SDR is lighter than CNX-200 router (3.9kg against 5.9kg), no structural substantiation (MC2) is required for M-OPT0889.
 - As SDR and CNX-200 are both qualified to T° up to 55°C and that CNX-200 dissipates more power (50W max) than SDR (40W max), no zonal analysis (MC2) is required for M-OPT0889

- Ground Tests (MC5) Program (M-OPT0889-500) and Report (M-OPT0889-501) are provided to perform isolation measurements and potential interference tests in order to assess the non perturbation issues with other aircraft systems.

- A first installation review (MC7) is performed through M-OPT0889-700 to check the correct installation of the system on aircraft.

- A qualification summary (MC9) is provided through M-OPT0889-900 to ensure compliance of the SDR with appropriate environmental requirements of DO160.

The Wifi antenna has already been installed and qualified on F7X per M-OPT0456.

MoC: MC0 , MC1 , MC2 , MC3 , MC4 , MC5 , MC6 , MC7 , MC8 , MC9

A.7. APPLICABLE REQUIREMENTS: (AS PER THE RELEVANT TCDS)

Detailed list of requirements applicable to the change is shown in CAS part B as an extract from the Compliance © database.

A.8. CERTIFICATION DOCUMENTS:

Certification documents relevant to the change are shown in CAS part B as an extract from the Compliance © database.

A.9. ISSUE'S TABLE:

1	25-Mar-2015	Initial Issue
2	10-Dec-2015	Extension of applicability to F7X S/N 007
3	14-Dec-2015	Typo error correction in nota related to qualification summary to extend applicability to F7X S/N007
4	14-Apr-2016	Removal of limitation on SN040 and SN007 as full qualification has been performed and accepted by CVE. Reapproval of the modification (other MCs are not updated)

A.10. NATURE OF THE CHANGE: CHANGE TO TYPE CERTIFICATE AS PER SUBPART D OF PART 21 SECTION A

A.11. PART 21 DECLARATION OF COMPLIANCE:

The above identified change has been found in compliance with the applicable requirements as notified above.

AUTHORIZED SIGNATORY AND DATE

PESNEAU Corentin (scdtspc),
15-Apr-2016 at 10:20:18.

A.12. PART 21 STATEMENT OF APPROVAL:

The above identified change has been approved under DOA EASA 21J.051 authority on 25-MAR-2015.

LAFRAISE Pierre (scdtnlp),
15-Apr-2016 at 10:21:51.





CHANGE
APPROVAL
SHEET
F7X series

ISSUE: 4
DATE: 14-APR-2016
PREPARED BY: CP

M-OPT0889

ATA: 44

PROJECT :

Note: Signatures are recorded electronically. Validity of the document is evidenced by a red electronic stamp in the left hand margin on the first page





**CHANGE
APPROVAL
SHEET**
F7X series

ISSUE: 4
DATE: 14-APR-2016
PREPARED BY: CP

M-OPT0889

ATA: 44


PROJECT :

B.1. DATABASE IDENTIFICATION

F7X PTC01 - TCDS EASA.A.0155 Ed.4 20-Jan-2010 and TCDS FAA A59NM Ed.1 20-Apr-2011 - F7X Post TC Cert. Basis last modified in Compliance © on 22-OCT-13. Reference date: 26-MAY-02

B.2. CERTIFICATION BASIS

JAR 25 869	(a)(1)	Chg: 14 -	Fire protection: systems - Electrical system components (Date : 27-MAY-94,MSR)
JAR 25 869	(a)(3)	Chg: 14 -	Fire protection: systems - Electrical system components (Date : 27-MAY-94,MSR)
JAR 25 869	(a)(4)	Chg: 14 -	Fire protection: systems - Electrical system components (Date : 27-MAY-94,MSR)
JAR 25 X899		Chg: 13 Ante	Electrical bonding and protection against lightning and static electricity -- (See also ACJ 25X899.) (Date : 04-OCT-89,MSR)
JAR 25 1301	(a)	Chg: 13 Ante	Function and installation - Kind and design (Date : 04-OCT-89,MSR)
JAR 25 1309	(a)	Chg: 16 -	Equipment, systems and installations - Design for operation in foreseeable operating conditions (Date : 01-MAY-03,MSR)
JAR 25 1309	(a)(2)	Chg: 16 -	Equipment, systems and installations - Design for operation in foreseeable operating conditions for non required equipment (Date : 01-MAY-03,MSR)
JAR 25 1316	(b)	Chg: 15 -	System Lightning protection (Date : 01-OCT-00,MSR)
JAR 25 1316	(c)	Chg: 15 -	System Lightning protection (Date : 01-OCT-00,MSR)
JAR 25 1353	(a)	Chg: 13 Ante	Electrical equipment and installations - Electrical interactions between loads (Date : 04-OCT-89,MSR)
JAR 25 1353	(b)	Chg: 13 Ante	Electrical equipment and installations - Cable routing (Date : 04-OCT-89,MSR)
JAR 25 1353	(d)	Chg: 14 -	Electrical equipment and installations - Electrical cables and cable installations (Date : 27-MAY-94,MSR)
JAR 25 X1360	(a)	Chg: 13 Ante	Precautions against injury - Shock (Date : 04-OCT-89,MSR)
JAR 25 1431	(a)	Chg: 13 Ante	Electronic equipment - critical environment condition (Date : 04-OCT-89,MSR)
JAR 25 1431	(c)	Chg: 13 Ante	Electronic equipment - radio interferences between equipment (Date : 04-OCT-89,MSR)
JAR 25 1529		Chg: 13 Ante	Instructions for continued airworthiness (Date : 04-OCT-89,MSR)
FAR 25 1529		Amdt: 54 -	Instructions for continued airworthiness (Date : 14-OCT-80,MSR)
ACJ 25 1309		Chg 16	System Design and Analysis (Date : 01-MAY-03)
ACJ 25 1353(a)		Chg 13 -	Electrical equipment and installations (Interpretative material) (Date : -)
ACJ 25 869		Chg 14	Electrical system fire and smoke protection (Interpretative material and acceptable means of compliance) (Date : -)
ACJ 25 X1360(a)		Chg 13 -	Protection against injury (Acceptable means of compliance) (Date : -)
ACJ 25 X899		Chg 14	Electrical bonding and protection against lightning and static electricity (Interpretative mat. and acceptable moc) (Date : -)





**CHANGE
APPROVAL
SHEET**
F7X series

ISSUE: **4**
DATE: **14-APR-2016**
PREPARED BY: **CP**

M-OPT0889

ATA: **44**

PROJECT :

FNX-AM CRI F-07	F07 ED3	Protection from the effects of lightning strike; indirect effects (Date : 08-FEB-06)
FNX-AM CRI F-14	F14 ED3	New, modified or reused equipment qualification standard (Date : 08-FEB-06)
FNX-AM CRI F-17	F17 ED2	Installation of In-Flight Entertainment Systems (Date : 11-DEC-06)
FNX-AM CRI F-43	F43 ED2	Installation of wireless local area network (WLAN) (Date : 11-JUL-07)

B.3. CERTIFICATION DOCUMENTS

M-OPT0889-155	MC1 (Cat 0)	SDR Routeur with Wifi functionality - ICA Impact (See summary, Ed -, -) SMM Task 23-15-49-900-810 - Removal and Installation of the SDR WIFI Router dated 20-MAR-2015 ; SMM Task 23-15-81-900-810 - Removal and Installation of the SDR WIFI Antenna dated 20-MAR-2015 ; SIPC 23-15-10-90 - SDR WIFI ROUTER dated 20-MAR-2015
M-OPT0889-200	MC2 (Cat 0)	SDR Routeur with Wifi functionality - RF Level Analysis (DGT148298, Ed 1, 12-MAR-15)
M-OPT0889-500	MC5 (Cat 0)	SDR Routeur with Wifi functionality - Ground Tests Program (DBE 108120, Ed 1, 13-FEB-15)
M-OPT0889-501	MC5 (Cat 0)	SDR Routeur with Wifi functionality - Ground Tests Report (DBE108291, Ed 1, 04-MAR-15)
M-OPT0889-700	MC7 (Cat 0)	SDR Routeur with Wifi functionality - First Installation Review (NT-003-15, Ed -, 16-MAR-15) Provides the first installation review of SDR and associated Wifi antenna on F7X SN040
M-OPT0889-900	MC9 (Cat 0)	SDR Routeur with Wifi functionality - Qualification Summary (DGT148555, Ed B, 13-APR-16) This document provides the qualification summary of SDR.
M-OPT0889-CAS	MIN (Cat 0)	SDR Routeur with Wifi functionality (-, Ed 4, 14-APR-16)
M-OPT0889-FM	- (Cat 0)	SDR Routeur with Wifi functionality (-, Ed -, 17-MAR-15)

B.4. COMPLIANCE CHECKLIST

JAR 25 869 (a)(1)	M-OPT0889-900
JAR 25 869 (a)(3)	M-OPT0889-900
JAR 25 869 (a)(4)	M-OPT0889-900
JAR 25 X899	M-OPT0889-500 , M-OPT0889-501 , M-OPT0889-700





CHANGE
APPROVAL
SHEET
F7X series


ISSUE: 4
DATE: 14-APR-2016
PREPARED BY: CP

M-OPT0889

ATA: 44

PROJECT :

JAR 25 1301 (a)	M-OPT0889-200 , M-OPT0889-500 , M-OPT0889-501 , M-OPT0889-900
JAR 25 1309 (a)	M-OPT0889-200 , M-OPT0889-500 , M-OPT0889-501 , M-OPT0889-700
JAR 25 1309 (a)(2)	M-OPT0889-900
JAR 25 1316 (b)	M-OPT0889-900
JAR 25 1316 (c)	M-OPT0889-900
JAR 25 1353 (a)	M-OPT0889-500 , M-OPT0889-501
JAR 25 1353 (b)	M-OPT0889-700
JAR 25 1353 (d)	M-OPT0889-700
JAR 25 X1360 (a)	M-OPT0889-900
JAR 25 1431 (a)	M-OPT0889-500 , M-OPT0889-501 , M-OPT0889-900
JAR 25 1431 (c)	M-OPT0889-200 , M-OPT0889-500 , M-OPT0889-501 , M-OPT0889-900
JAR 25 1529	M-OPT0889-155
FAR 25 1529	M-OPT0889-155



U. S. DEPARTMENT OF TRANSPORTATION
FEDERAL AVIATION ADMINISTRATION
STATEMENT OF COMPLIANCE WITH AIRWORTHINESS STANDARDS

1. DATE
23 March 2018

AIRCRAFT OR AIRCRAFT COMPONENT IDENTIFICATION

2. MAKE Dassault Aviation	3. MODEL NO. Falcon 7X	4. TYPE (Aircraft, Engine, Propeller, etc.) Aircraft	5. NAME OF APPLICANT Dassault Aircraft Services New Castle, Delaware
------------------------------	---------------------------	---	--

LIST OF DATA

6. IDENTIFICATION

7. TITLE

Dassault Falcon
DRAWINGS

F7XW231844A0
Rev C 13Mar2018

SDR INSTL, UNDER FLOOR FR 14-15

ANALYSES

F7XW-44127-200-2
Rev A 21Mar2018

STRUCTURAL ANALYSIS, SDR Installation

NOTES:

1. The structural aspects only of the above listed data are approved herein. This approval is only for the engineering data. It indicates the data listed above demonstrates compliance only with the regulations specified by paragraph and subparagraph listed below as "Applicable Requirements."
2. Compliance with additional regulations not listed here may be required. This form does not constitute FAA approval of all the engineering data necessary for substantiation of compliance to necessary requirements for the entire alteration.
3. For Certification Basis amendment levels, refer to TC Data Sheet Number: A59NM.
4. The installations captured on the above data do not have an effect on any existing ICA inspection requirements.
5. This 8110-3 supersedes the 8110-3 "CDDASU-024" dated 08Mar2018. All of the data above has been revised.

8. PURPOSE OF DATA

In support of the above listed installations in the Falcon 7X SN: 027 (NN: N277FJ). The approval is design data approval only and is not installation approval.

9. APPLICABLE REQUIREMENTS (List specific sections)

Title 14 CFR Part 25.301(a)(b) amdt 25-23, 25.303 amdt 25-23, 25.305(a)(b) amdt 25-86, 25.307(a) amdt 25-72, 25.341 amdt 25-86, 25.561(a)(b)(c) amdt 25-91, 25.601 amdt 25-0, 25.603 amdt 25-46, 25.605(a) amdt 25-46, 25.609(a) amdt 25-0, 25.611 amdt 25-23, 25.613(a)(b)(c) amdt 25-72, 25.625(a) amdt 25-72.

10. CERTIFICATION - Under authority vested by direction of the Administrator and in accordance with conditions and limitations of appointment under 14 CFR Part 183, data listed above and on attached sheets numbered none have been examined in accordance with established procedures and found to comply with applicable requirements of the Airworthiness Standards listed.

Recommend approval of these data

I (We) Therefore

Approve these data

11. SIGNATURE(S) OF DESIGNATED ENGINEERING


Daniel J. Uttersen

12. DESIGNATION NUMBER(S)

DERT-230315-CE

13. CLASSIFICATION(S)

STRUCTURES



U.S. DEPARTMENT OF TRANSPORTATION FEDERAL AVIATION ADMINISTRATION STATEMENT OF COMPLIANCE WITH AIRWORTHINESS STANDARDS	1. DATE 27 February 2018
---	------------------------------------

AIRCRAFT OR AIRCRAFT COMPONENT IDENTIFICATION			
2. MAKE Dassault Aviation	3. MODEL NO. Falcon 7X	4. TYPE (Aircraft, Engine, Propeller, etc.) Aircraft	5. NAME OF APPLICANT Dassault Aircraft Services New Castle, Delaware

LIST OF DATA

6. IDENTIFICATION	7. TITLE
<p><u>Dassault Falcon DRAWINGS</u></p> <p>F7XJ910050A0 Rev - 18Apr2016</p> <p><u>ANALYSES</u></p> <p>F7XW-39004-200-1 Rev IR 19Dec2016</p>	<p>GSM/WIFI ANTENNA INSTL, LH CABIN FR 15-16 <i>With EO-5096 dated 29Jan2018</i></p> <p>STRUCTURAL ANALYSIS GSM/WIFI ANTENNA INSTALLATION</p> <p>NOTES:</p> <ol style="list-style-type: none"> 1. The structural aspects only of the above listed data are approved herein. This approval is only for the engineering data. It indicates the data listed above demonstrates compliance only with the regulations specified by paragraph and subparagraph listed below as "Applicable Requirements." 2. Compliance with additional regulations not listed here may be required. This form does not constitute FAA approval of all the engineering data necessary for substantiation of compliance to necessary requirements for the entire alteration. 3. For Certification Basis amendment levels, refer to TC Data Sheet Number: A59NM. 4. The installations captured on the above data do not have an effect on any existing ICA inspection requirements. 5. All of the data above was previously approved on 8110-3 "CDDASU-020" dated 12Feb2018.

8. PURPOSE OF DATA

In support of the above listed installations in the Falcon 7X SN: 027 (NN: N277FJ). The approval is design data approval only and is not installation approval.

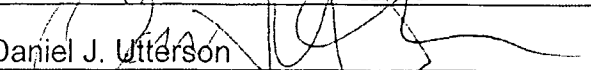
9. APPLICABLE REQUIREMENTS (List specific sections)

Title 14 CFR Part 25.301(a)(b) amdt 25-23, 25.303 amdt 25-23, 25.305(a)(b) amdt 25-86, 25.307(a) amdt 25-72, 25.341 amdt 25-86, 25.561(a)(b)(c) amdt 25-91, 25.601 amdt 25-0, 25.603 amdt 25-46, 25.605(a) amdt 25-46, 25.609(a) amdt 25-0, 25.611 amdt 25-23, 25.613(a)(b)(c) amdt 25-72.

10. CERTIFICATION - Under authority vested by direction of the Administrator and in accordance with conditions and limitations of appointment under 14 CFR Part 183, data listed above and on attached sheets numbered none have been examined in accordance with established procedures and found to comply with applicable requirements of the Airworthiness Standards listed.

Recommend approval of these data
 Approve these data

I (We) Therefore

11. SIGNATURE(S) OF DESIGNATED ENGINEERING  Daniel J. Utterson	12. DESIGNATION NUMBER(S) DERT-230315-CE	13. CLASSIFICATION(S) STRUCTURES
---	---	-------------------------------------





US Department
of Transportation
Federal Aviation
Administration

MAJOR REPAIR AND ALTERATION (Airframe, Powerplant, Propeller, or Appliance)

OMB No. 2120-0020
Exp. 5/31/2013

Electronic Tracking Number

For FAA Use Only

INSTRUCTIONS: Print or type all entries. See Title 14 CFR §43.9, Part 43 Appendix B, and AC 43.9-1 (or subsequent revision thereof) for instructions and disposition of this form. This report is required by law (49 U.S.C. §44701). Failure to report can result in a civil penalty for each such violation. (49 U.S.C. §46301(a))

1. Aircraft	Nationality and Registration Mark N621MM	Serial No. 27		
	Make Dassault Aviation	Model Falcon 7X	Series N/A	
2. Owner	Name (As shown on registration certificate) Island Jet Inc	Address (As shown on registration certificate)		
		Address 150 3rd Ave S STE 2800	City Nashville	State Tennessee
		Zip 37201-2017	Country United States	

3. For FAA Use Only

4. Type		5. Unit Identification			
Repair	Alteration	Unit	Make	Model	Serial No.
<input type="checkbox"/>	<input checked="" type="checkbox"/>	AIRFRAME	<u>Dassault Aviation</u>	<i>(As described in Item 1 above)</i>	<u>27</u>
<input type="checkbox"/>	<input type="checkbox"/>	POWERPLANT			
<input type="checkbox"/>	<input type="checkbox"/>	PROPELLER			
<input type="checkbox"/>	<input type="checkbox"/>	APPLIANCE	Type		
			Manufacturer		

6. Conformity Statement

A. Agency's Name and Address		B. Kind of Agency	
Name <u>Dassault Falcon Jet Wilmington Corp</u>		<input type="checkbox"/> U. S. Certificated Mechanic	
Address <u>191 North Dupont Highway</u>		<input type="checkbox"/> Foreign Certificated Mechanic	
City <u>New Castle</u> State <u>Delaware</u>		<input checked="" type="checkbox"/> Certificated Repair Station	
Zip <u>19720</u> Country <u>United States</u>		<input type="checkbox"/> Certificated Maintenance Organization	
		C. Certificate No. QU2R122L	

D. I certify that the repair and/or alteration made to the unit(s) identified in item 5 above and described on the reverse or attachments hereto have been made in accordance with the requirements of Part 43 of the U.S. Federal Aviation Regulations and that the information furnished herein is true and correct to the best of my knowledge.

Extended range fuel per 14 CFR Part 43 App. B <input type="checkbox"/>	Signature/Date of Authorized Individual <i>[Signature]</i> <i>2 May 2018</i>
--	--

7. Approval for Return to Service

Pursuant to the authority given persons specified below, the unit identified in item 5 was inspected in the manner prescribed by the Administrator of the Federal Aviation Administration and is Approved Rejected

BY	FAA Fit. Standards Inspector	Manufacturer	Maintenance Organization	Persons Approved by Canadian Department of Transport
	FAA Designee <input checked="" type="checkbox"/>	Repair Station	Inspection Authorization	Other (Specify)
Certificate or Designation No. QU2R122L		Signature/Date of Authorized Individual <i>[Signature]</i> <i>2 May 2018</i>		

NOTICE

Weight and balance or operating limitation changes shall be entered in the appropriate aircraft record. An alteration must be compatible with all previous alterations to assure continued conformity with the applicable airworthiness requirements.

8. Description of Work Accomplished

(If more space is required, attach additional sheets. Identify with aircraft nationality and registration mark and date work completed.)

N621MM	2 MAY 2018
Nationality and Registration Mark	Date

Modified the existing Crew Rest Area to incorporate a single seat divan in accordance with Dassault Aviation Change Descriptive Sheet R2111 issue 5 dated 9 April 2018 approved by Dassault Aviation Change Approval Sheet R2111 Issue 2 dated 9 April 2018 under the authority of EASA DOA EASA.21J.051.

- o New BE Aerospace Single Seat Divan is installed
- o One drawer unit installed under divan
- o Life vest and seat belt added
- o Pictograms, placards, and ordinance sign changed accordingly

Deviations:

- o Dassault Falcon Engineering Order EO-5116 Rev '-' from dwg F7XW251020A0 Rev A, parts substitution for Screen, deemed minor.
- o Dassault Falcon Engineering Order EO-5146 Rev '-' from dwg F7XW251020A0 Rev A, change of notes in zone C-8, deemed minor.
- o Dassault Falcon Engineering Order EO-5147 Rev '-' from dwg F7XW251020A0 Rev A, modification of Toe Kick, deemed minor.

Replaced aft cabin divider with electric roller curtain between frames 25 and 26 in accordance with Dassault Aviation Change Descriptive Sheet R2111 issue 5 dated 9 April 2018 approved by Dassault Aviation Change Approval Sheet R2111 Issue 2 dated 9 April 2018

- o New LH and RH Bulkheads installed
- o Electric curtain & associated equipment added
- o RH Divan Fwd armrest is shortened
- o RH bulkhead is removable, allowing RH Fwd Divan seat to be occupied for TTOL
- o LH Fwd Life Vest relocated to drawer
- o Pictograms and placards changed accordingly

Deviations:

- o Dassault Falcon Engineering Order EO-5109 Rev '-' from dwg F7XC252521039 Rev A, addition of rivet holes, deemed minor.
- o Dassault Falcon Engineering Order EO-5110 Rev '-' from dwg F7XC252521045 Rev Z, added dimension for location of raised pad, deemed minor.
- o Dassault Falcon Engineering Order EO-5115 Rev '-' from dwg F7XC252521033 Rev A, added overall dimension, deemed minor.
- o Dassault Falcon Engineering Order EO-5127 Rev '-' from dwg F7XW252077A0 Rev D, material substitution for parts of curtain mechanism, deemed minor.
- o Dassault Falcon Engineering Order EO-5151 Rev '-' from dwg F7XW252077A0 Rev D, substitution of part, reshaping of curtain hook, and change of restraining strap, deemed minor.

There is no flight manual update required.

Instructions for continued airworthiness and operating instructions are contained in the supplemental aircraft maintenance manual and supplemental illustrated parts catalogue which have been updated for the modification.

SMM 25-21-13-900-801, 25-23-07-900-801, 25-24-09-900-801, 25-24-11-900-801

SIPC 25-21-10-10, 25-23-50-10, 25-23-50-20, 25-24-40-10, 25-51-10-50, 25-60-10-10

The aircraft equipment list was revised to reflect the modifications described above. The aircraft weight and balance was updated and a report placed in the aircraft loading manual.

-----END-----

Additional Sheets Are Attached



**CHANGE
APPROVAL
SHEET**
F7X series

ISSUE: **2**
DATE: **09-APR-2018**
PREPARED BY:
JC.LERMINIAUX

R2111
ATA: 25

PROJECT :

A.1. TITLE: F7X S/N 027 - Crew Compartment & Cabin modifications

A.2. PURPOSE: Aircraft interior : Integration of new features

Restrictions cancelled by this change: **NONE**

A.3. CLASSIFICATION: MINOR
NON-SIGNIFICANT

A.4. APPLICABILITY: RECOMMENDED
F7X S/N 027

A.5. EFFECTS ON DOCUMENTATION:

ICA	<input type="checkbox"/> LSA	AFM	<input type="checkbox"/>	OSD	<input type="checkbox"/> MMEL	Service Bulletin	<input type="checkbox"/>
	<input type="checkbox"/> Chap 5-40	TCDS	<input type="checkbox"/>		<input type="checkbox"/> FC	Drawing list	<input type="checkbox"/>
	<input type="checkbox"/> MRB				<input type="checkbox"/> MCS	Equipment list	<input checked="" type="checkbox"/>
	<input type="checkbox"/> SRM				<input type="checkbox"/> SIM		

A.6. CERTIFICATION SUMMARY / COMMENTS:

Modification summary :

The purpose of this change is to incorporate the following changes :

- In crew compartment area :
 - (1) A new BE Aerospace single seat divan is installed in replacement of the crew compartment low height cabinet installed per M-Opt 358 "Installation of RH 73" Crew Compartment. (New crew compartment installation corresponding to already approved modification M- OPT 713).
 - (2) One drawer is installed under the BE Aerospace single seat divan.
 - (3) Entryway carpet is replaced due to new cutout in single seat divan area.
 - (4) Pictograms and placards are changed accordingly.
- In cabin area :
 - (5) An aft cabin divider with electric roller curtain is installed in replacement of the stowable curtain between frame 25 and 26. Small right bulkhead is removable.
 - (6) Existing curtain and track in headliner are removed and headliner re-upholstered
 - (7) The 4 LH and RH mid/aft cabin valance panels are trimmed in divider area.
 - (8) A shorter forward armrest is installed on the RH divan.
 - (9) Carpet is replaced due to new cutout in divider area.
 - (10) Pictograms and placards are changed accordingly.

Note :

- Before this modification, aircraft maxi capacity was: 3 Crews + 14 PAX
- After this modification, aircraft maxi capacity is: 4 Crews + 13 PAX maxi (with RH Aft cabin divider removed)

The life rafts (1218 FAUL) of previous M4400-456, corresponding to aircraft definition at delivery, are still acceptable as aircraft maxi capacity remains unchanged : 17 occupants

Their locations remains the same : one in aft lounge LH divan base + one in aft lounge RH divan base

0900400080b618eb - CHECKED - Certification Repository



PROJECT :

CHANGE
APPROVAL
SHEET
F7X series

ISSUE: 2
DATE: 09-APR-2018
PREPARED BY:
JC.LERMINIAUX

R2111

ATA: 25

Certification Methodology :

- A Floorplan / Placard layout (MC1) drawing is provided through **R2111-102** to ensure that F7X S/N 027 crew compartment with TTOL seat and aft cabin layout with the new aft cabin divider with curtain installed, is acceptable regarding cabin safety and HIC aspects.
Concerning aft cabin divider 2 configurations are possible:
 - With LH and RH bulkheads installed (**cabin configuration 12 PAX**) : as we don't have the minimum distance of 19.25" between divans structure and bulkhead and no inflatable restraints, **the fwd place of both LH and RH divans can not be used for TTOL**. (Only 2 places remains authorized for TTOL for mid and aft divans occupants, on each divan)
 - With only LH bulkhead installed (**cabin configuration 13PAX**): (as RH one removable) as we don't have the minimum distance of 19.25" between divans structure and bulkhead and no inflatable restraints, **only the fwd place of LH divan can not be used for TTOL**. (Only 2 places remains authorized for TTOL for mid and aft divans occupants)

Placards are installed accordingly on the RH and LH bulkheads to indicate that the fwd divan place is not authorized for TTOL

This document is validated by ATA 25 CVE (Cabin Safety).

Existing life rafts compatibility with the cabin new arrangement is validated through **R2111-CDS** by ATA 25 CVE (Cabin Safety).

- Impacts on Instructions for Continued Airworthiness (ICA) are identified in (MC1) document **R2111- 155** which records SMM and SIPC for the identified impacts.
This document is validated by ATA 05 CVE (Maintenance).
- A structural analysis (MC2) has been performed through document **R2111-202** to ensure that the crew rest single seat divan and aft cabin divider installation is acceptable regarding structural aspects.
This document is validated by ATA 51 CVE (Structure).
- Electrical drawings (MC1) are validated through **R2111-CDS** by ATA 24 CVE (Electrical).
As extra power consumption is very low and limited to the few seconds of deployment of the curtain out of LH divider, impact on ELA is considered as negligible.

An electrical inspection (MC7) report is issued through **R2111-701**.
This document is validated by ATA 24 CVE (Electrical).
- An Inspection of crew compartment seat installation (MC7) against existing fan heater, reported through document **R2111-702**, is performed on the aircraft after the modification outfitting work, to insure that the installation is acceptable, regarding layout and air distribution aspects.
This document is validated by ATA 21 CVE, (Conditionning).
- All components installed per this modification have been tested and found in compliance with flammability requirements . Refer to (MC4) BTR **R2111-400**.
This document is validated by ATA 25 CVE (Cabin Safety).
- A Cabin Safety Inspection (MC7), reported through document **R2111-700**, is performed on the



CHANGE
APPROVAL
SHEET
F7X series

ISSUE: 2
DATE: 09-APR-2018
PREPARED BY:
JC.LERMINIAUX

R2111

ATA: 25

PROJECT :

aircraft after the modification outfitting work.
This document is validated by ATA 25 CVE, (Cabin Safety).

Note :

**The approval of this R-Sheet only covers the mentioned changes.
Any other modifications outfitted on to this S/N Aircraft are out of this CAS**

MoC: MC0 , MC1 , MC2 , MC3 , MC4 , MC5 , MC6 , MC7 , MC8 , MC9

A.7. APPLICABLE REQUIREMENTS: (AS PER THE RELEVANT TCDS)

Detailed list of requirements applicable to the change is shown in CAS part B as an extract from the Compliance © database.

A.8. CERTIFICATION DOCUMENTS:

Certification documents relevant to the change are shown in CAS part B as an extract from the Compliance © database.

A.9. ISSUE'S TABLE:

1	03-Jan-2018	Initial Issue
2	09-Apr-2018	final issue

A.10. NATURE OF THE CHANGE:

CHANGE TO TYPE CERTIFICATE AS PER SUBPART D OF PART 21 SECTION A

A.11. PART 21 DECLARATION OF COMPLIANCE:

The above identified change has been found in compliance with the applicable requirements as notified above.

AUTHORIZED SIGNATORY AND DATE

ROUGERON Sylvie (MEDGTRO),
11-Apr-2018 at 11:39:51.

A.12. PART 21 STATEMENT OF APPROVAL:

The above identified change has been approved under DOA EASA.21J.051 authority on 11-APR-2018.

MARTINEZ Jean-Marc (MEDGTMJ),
11-Apr-2018 at 11:44:21.

Note: Signatures are recorded electronically. Validity of the document is evidenced by a red electronic stamp in the left hand margin on the first page



**CHANGE
APPROVAL
SHEET**
F7X series

ISSUE: 2
DATE: 09-APR-2018
PREPARED BY:
JC.LERMINIAUX

R2111

ATA: 25

PROJECT :

B.1. DATABASE IDENTIFICATION

F7X PTC01 - TCDS EASA.A.155 Ed11 4-Apr-2018 and TCDS FAA A59NM Ed.2 27-Jun-2016 - F7X Post TC Cert. Basis last modified in Compliance © on 22-OCT-13. Reference date: 26-MAY-02

B.2. CERTIFICATION BASIS

JAR 25 301		Chg: 13 Ante	Loads (Date : 04-OCT-89,MSR)
JAR 25 303		Chg: 13 Ante	Factor of safety (Date : 04-OCT-89,MSR)
JAR 25 305	(a)	Chg: 13 Ante	Strength and deformation - permanent deformation (Date : 04-OCT-89,MSR)
FAR 25 305	(a)	Amdt: 0 -	Strength and deformation - permanent deformation (Date : 01-FEB-65,MSR)
JAR 25 305	(b)	Chg: 13 Ante	Strength and deformation - ultimate loads (Date : 04-OCT-89,MSR)
JAR 25 307	(a)	Chg: 13 Ante	Proof of structure - compliance for each critical loading condition (Date : 04-OCT-89,MSR)
FAR 25 307	(a)	Amdt: 54 -	Proof of structure - compliance for each critical loading condition (Date : 14-OCT-80,RVS)
JAR 25 365	(e)	Chg: 14 -	Pressurised cabin loads - Effects of a sudden release of pressure (Date : 27-MAY-94,MSR)
JAR 25 365	(g)	Chg: 14 -	Pressurised cabin loads - precautions against parts becoming detached (Date : 27-MAY-94,MSR)
JAR 25 561	(a)	Chg: 13 Ante	General - Design to protect each occupant under emergency landing conditions (Date : 04-OCT-89,MSR)
JAR 25 561	(b)(0)	Chg: 13 -	General - Conditions for compliance - Preamble (Date : 04-OCT-89,MSR)
JAR 25 561	(b)(1)	Chg: 13 -	General - Conditions for compliance - Proper use of safety design provisions (Date : 04-OCT-89,MSR)
JAR 25 561	(b)(3)	Chg: 13 -	General - Conditions for compliance - Inertia forces (Date : 04-OCT-89,MSR)
JAR 25 562		Chg: 13 -	Emergency landing dynamic conditions (Date : 04-OCT-89,MSR)
JAR 25 562	(a)	Chg: 13 -	Emergency landing dynamic conditions - General (Date : 04-OCT-89,MSR)
JAR 25 571	(a)	Chg: 13 Ante	Damage-tolerance and fatigue evaluation of structure - General (Date : 04-OCT-89,MSR)
FAR 25 571	(a)(3)	Amdt: 96 -	Damage-tolerance and fatigue evaluation of structure - General - Inspections to prevent catastrophic failures. (Date : 31-MAR-98,MSR)
JAR 25 571	(b)	Chg: 15 -	Damage-tolerance and fatigue evaluation of structure - damage-tolerance (fail-safe) evaluation (Date : 01-OCT-00,MSR)
FAR 25 571	(b)	Amdt: 96 -	Damage-tolerance and fatigue evaluation of structure - damage-tolerance (fail-safe) evaluation (Date : 31-MAR-98,MSR)
JAR 25 571	(c)	Chg: 13 Ante	Damage-tolerance and fatigue evaluation of structure - fatigue (safe-life) evaluation (Date : 04-OCT-89,MSR)
FAR 25 571	(e)	Amdt: 96 -	Damage-tolerance and fatigue evaluation of structure - Damage-tolerance (discrete source) evaluation (Date : 31-



**CHANGE
APPROVAL
SHEET
F7X series**

ISSUE: **2**
DATE: **09-APR-2018**
PREPARED BY:
JC.LERMINIAUX

R2111

ATA: **25**

PROJECT :

			MAR-98,MSR)
JAR 25 571	(e)(0)	Chg: 14 -	Damage-tolerance and fatigue evaluation of structure - Damage-tolerance (discrete source) evaluation - Preamble (Date : 27-MAY-94,MSR)
JAR 25 571	(e)(4)	Chg: 14 -	Damage-tolerance and fatigue evaluation of structure - Damage-tolerance (discrete source) evaluation - Sudden decompression (Date : 27-MAY-94,MSR)
JAR 25 603		Chg: 13 Ante	Materials -- (For Composite Materials see ACJ 25.603) (Date : 04-OCT-89,MSR)
JAR 25 613		Chg: 14 -	Material strength properties and design values (Date : 27- MAY-94,RVS)
JAR 25 625		Chg: 14 -	Fitting factors (Date : 27-MAY-94,MSR)
JAR 25 785	(b)	Chg: 14 -	Seats, berths, safety belts and harnesses - Design versus emergency landing (Date : 27-MAY-94,MSR)
FNX-SC CRI D- 18		Issue D18 - 5	25.785(b) Personal Injury Criteria of Dynamic Testing of Side Facing Sofas (Date : 30-JAN-06,MSR)
FNX-SC EXPT 8792		Issue EXPT 8792 -	Exemption FAR 25.785(b) amendment 64 : Side Facing Sofas (Date : 13-OCT-06,RVS)
JAR 25 785	(c)	Chg: 14 -	Seats, berths, safety belts and harnesses - Approval (Date : 27-MAY-94,MSR)
JAR 25 785	(d)	Chg: 14 -	Seats, berths, safety belts and harnesses - Seats that make more than an 18deg angle with the vertical plane (Date : 27- MAY-94,MSR)
JAR 25 785	(d)(0)	Chg: 14 -	Seats, berths, safety belts and harnesses - Seats that make more than an 18deg angle with the vertical plane - Preamble (Date : 27-MAY-94,MSR)
JAR 25 785	(d)(1)	Chg: 14 -	Seats, berths, safety belts and harnesses - Seats that make more than an 18deg angle with the vertical plane (Date : 27- MAY-94,MSR)
JAR 25 785	(d)(2)	Chg: 14 -	Seats, berths, safety belts and harnesses - Seats that make more than an 18deg angle with the vertical plane - Elimination of injurious object within striking radius of the head (Date : 27- MAY-94,MSR)
JAR 25 785	(f)(0)	Chg: 14 -	Seats, berths, safety belts and harnesses - Seats and berths design - Preamble (Date : 27-MAY-94,MSR)
JAR 25 785	(f)(1)	Chg: 14 -	Seats, berths, safety belts and harnesses - Seats and berths design (Date : 27-MAY-94,MSR)
JAR 25 785	(f)(3)	Chg: 14 -	Seats, berths, safety belts and harnesses - Seats and berths design (Date : 27-MAY-94,MSR)
JAR 25 785	(h)	Chg: 15 -	Seats, berths, safety belts and harnesses - Equipments for flight attendant seats in passenger compartments (Date : 01- OCT-00,MSR)
FAR 25 785	(h)	Amdt: 88 -	Seats, berths, safety belts and harnesses - Equipments for flight attendant seats in passenger compartments (Date : 09- DEC-96,MSR)
JAR 25 785	(k)	Chg: 14 -	Seats, berths, safety belts and harnesses - Pad for projecting objects (Date : 27-MAY-94,MSR)
JAR 25 787		Chg: 13 -	Stowage compartments (Date : 04-OCT-89,MSR)
JAR 25 787	(a)	Chg: 13 Ante	Stowage compartments - Design (Date : 04-OCT-89,MSR)
JAR 25 787	(b)	Chg: 13 -	Stowage compartments - Prevention against shifting (Date :



**CHANGE
APPROVAL
SHEET**
F7X series

ISSUE: 2
DATE: 09-APR-2018
PREPARED BY:
JC.LERMINIAUX

R2111

ATA: 25

PROJECT :

			04-OCT-89,MSR)
JAR 25 789		Chg: 13 Ante	Retention of items of mass in passenger and crew compartments and galleys (Date : 04-OCT-89,MSR)
JAR 25 789	(a)	Chg: 13 Ante	Retention of items of mass in passenger and crew compartments and galleys - Prevention against shifting (Date : 04-OCT-89,MSR)
JAR 25 791		Chg: 14 -	Passenger information signs and placards (Date : 27-MAY-94,MSR)
JAR 25 793		Chg: 13 Ante	Floor surfaces (Date : 04-OCT-89,MSR)
JAR 25 811		Chg: 14 -	Emergency exit marking (Date : 27-MAY-94,RVS)
JAR 25 812	(a)	Chg: 13 Ante	Emergency lighting - Independence of the power supply to the emergency lighting (Date : 04-OCT-89,MSR)
JAR 25 812	(e)	Chg: 13 Ante	Emergency lighting - Floor proximity emergency escape path marking (Date : 04-OCT-89,MSR)
JAR 25 813	(a)	Chg: 14 -	Emergency exit access - Access from each aisle to each type I and type II emergency exit (Date : 27-MAY-94,MSR)
JAR 25 813	(d)	Chg: 13 Ante	Emergency exit access - The passageway must be unobstructed (Date : 04-OCT-89,MSR)
JAR 25 815		Chg: 13 Ante	Width of aisle (Date : 04-OCT-89,MSR)
JAR 25 831	(f)(2)	Chg: 13 Ante	Ventilation - conditions under which means to control temperature and quantity of ventilating are not required (Date : 04-OCT-89,MSR)
JAR 25 853		Chg: 14 -	Compartment interiors (Date : 27-MAY-94,MSR)
JAR 25 853	(b)	Chg: 14 -	Compartment interiors - Test of seat cushions against Part II of appendix F (Date : 27-MAY-94,MSR)
JAR 25 853	(d)	Chg: 14 -	Compartment interiors - Ashtrays in smoking compartment(s) (Date : 27-MAY-94,MSR)
JAR 25 853	(f)	Chg: 14 -	Compartment interiors - Fire resistance of waste receptable (Date : 27-MAY-94,MSR)
JAR 25 869	(a)	Chg: 14 -	Fire protection: systems - Electrical system components (Date : 27-MAY-94,MSR)
JAR 25 X899		Chg: 13 Ante	Electrical bonding and protection against lightning and static electricity -- (See also ACJ 25X899.) (Date : 04-OCT-89,MSR)
JAR 25 1301	(a)	Chg: 13 Ante	Function and installation - Kind and design (Date : 04-OCT-89,MSR)
JAR 25 1301	(b)	Chg: 13 Ante	Function and installation - Labelling (Date : 04-OCT-89,MSR)
JAR 25 1301	(c)	Chg: 13 Ante	Function and installation - Installation (Date : 04-OCT-89,MSR)
JAR 25 1309	(a)	Chg: 16 -	Equipment, systems and installations - Design for operation in foreseeable operating conditions (Date : 01-MAY-03,MSR)
JAR 25 1310		Chg: 16 -	Power source capacity and distribution (Date : 01-MAY-03,MSR)
JAR 25 1351	(a)	Chg: 13 Ante	General - Electrical system capacity (Date : 04-OCT-89,MSR)
JAR 25 1351	(b)(2)	Chg: 13 Ante	General - Generating system - No hazard in case of power source failure (Date : 04-OCT-89,MSR)
JAR 25 1351	(b)(5)	Chg: 14 -	General - Generating system - Disconnection in flight of power sources (Date : 27-MAY-94,MSR)
JAR 25 1353	(a)	Chg: 13 Ante	Electrical equipment and installations - Electrical interactions between loads (Date : 04-OCT-89,MSR)



**CHANGE
APPROVAL
SHEET
F7X series**

ISSUE: **2**
DATE: **09-APR-2018**
PREPARED BY:
JC.LERMINIAUX

R2111

ATA: **25**

PROJECT :

JAR 25 1353	(b)	Chg: 13 Ante	Electrical equipment and installations - Cable routing (Date : 04-OCT-89,MSR)
JAR 25 1353	(d)	Chg: 14 -	Electrical equipment and installations - Electrical cables and cable installations (Date : 27-MAY-94,MSR)
JAR 25 1353	(d)(0)	Chg: 14 -	Electrical equipment and installations - Electrical cables and cable installations (Date : 27-MAY-94,MSR)
JAR 25 1353	(d)(1)	Chg: 14 -	Electrical equipment and installations - Electrical cables and cable installations - Compatibility with circuit protective devices (Date : 27-MAY-94,MSR)
JAR 25 1353	(d)(2)	Chg: 14 -	Electrical equipment and installations - Electrical cables and cable installations - Permanent identification (Date : 27-MAY-94,MSR)
JAR 25 1353	(d)(3)	Chg: 14 -	Electrical equipment and installations - Electrical cables and cable installations - Damage caused by fluids, vapours or sources of heat (Date : 27-MAY-94,MSR)
JAR 25 1357		Chg: 14 -	Circuit protective devices (Date : 27-MAY-94,RVS)
JAR 25 X1360	(a)	Chg: 13 Ante	Precautions against injury - Shock (Date : 04-OCT-89,MSR)
JAR 25 1411	(a)	Chg: 14 -	General - Accessibility (Date : 27-MAY-94,MSR)
JAR 25 1411	(b)	Chg: 13 Ante	General - Stowage provisions (Date : 04-OCT-89,MSR)
JAR 25 1411	(d)	Chg: 13 Ante	General - Liferaft stowage (Date : 04-OCT-89,MSR)
JAR 25 1411	(d)(1)	Chg: 13 Ante	General - Liferaft stowage (Date : 04-OCT-89,MSR)
JAR 25 1411	(f)	Chg: 13 Ante	General - Life-preserver stowage provisions (Date : 04-OCT-89,MSR)
JAR 25 1415		Chg: 14 -	Ditching equipment (Date : 27-MAY-94,MSR)
JAR 25 1415	(a)	Chg: 14 -	Ditching equipment - Ditching requirement (Date : 27-MAY-94,MSR)
JAR 25 1415	(b)	Chg: 13 Ante	Ditching equipment - Approval of life raft and life preserver (Date : 04-OCT-89,MSR)
JAR 25 1415	(b)(1)	Chg: 13 Ante	Ditching equipment - Buoyancy and seating capacity (Date : 04-OCT-89,MSR)
JAR 25 1447		Chg: 15 -	Equipment standards for oxygen dispensing units - Requirements - Portable oxygen equipment. (Date : 01-OCT-00,MSR)
FAR 25 1447	(c)(3)	Amdt: 87 -	Equipment standards for oxygen dispensing units - Requirements - Oxygen mask in galley area, toilets, etc... (Date : 05-JUL-96,MSR)
JAR 25 1529		Chg: 13 Ante	Instructions for continued airworthiness (Date : 04-OCT-89,MSR)
FAR 25 1529		Amdt: 54 -	Instructions for continued airworthiness (Date : 14-OCT-80,MSR)
JAR 25 1541		Chg: 13 Ante	General -- (See ACJ 25.1541) (Date : 04-OCT-89,RVS)
JAR 25 1557	(d)	Chg: 13 Ante	Miscellaneous markings and placards - Doors (Date : 04-OCT-89,MSR)
JAR 25 1561	(c)	Chg: 13 Ante	Safety equipment - Stowage provisions (Date : 04-OCT-89,MSR)
JAR 25 1561	(e)	Chg: 13 Ante	Safety equipment - Marking of approved survival equipment (Date : 04-OCT-89,MSR)
AC 25 571-1		Chge D	Damage tolerance and fatigue evaluation of structure (Date : 13-JAN-



**CHANGE
APPROVAL
SHEET**
F7X series

ISSUE: 2
DATE: 09-APR-2018
PREPARED BY:
JC.LERMINIAUX

R2111

ATA: 25

PROJECT :

		11)
ACJ 25 1301(b)	Chg 13 -	Function and installation (Acceptable means of compliance) (Date : -)
ACJ 25 1309	Chg 16	System Design and Analysis (Date : 01-MAY-03)
ACJ 25 1353(a)	Chg 13 -	Electrical equipment and installations (Interpretative material) (Date : -)
ACJ 25 1541	Chg 13 -	Markings and placards - General (Date : -)
ACJ 25 561	Chg 13	General (Acceptable means of compliance) (Date : -)
ACJ 25 571(a)	Chg 15	Damage tolerance and fatigue evaluation of structure (Acceptable means of compliance) (Date : 01-OCT-00)
ACJ 25 571(b)	Chg 13 -	Damage tolerance (fail-safe) evaluation (Interpretative material) (Date : -)
ACJ 25 603	Chg 16	Composite aircraft structure (Acceptable means of compliance) (Date : 01-MAY-03)
ACJ 25 787(b)	Chg 13	Stowage compartments (Acceptable means of compliance) (Date : -)
ACJ 25 X1360(a)	Chg 13 -	Protection against injury (Acceptable means of compliance) (Date : -)
ACJ 25 X899	Chg 14	Electrical bonding and protection against lightning and static electricity (Interpretative mat. and acceptable moc) (Date : -)
F7X-M1M-AM CRI D-30	D30 ED2	Flammability Testing of Interior Materials (MoC) (Date : 27-FEB-14)
FNX-AM CRI F-09	F09 ED4	In seat power supply systems (ISPSS) (Date : 13-APR-06)

B.3. CERTIFICATION DOCUMENTS

R2111-102	MC1 (Cat 0)	Interior Floorplan & Internal Placard Layout (F7XW250011A0, Ed B, 09-APR-18)
R2111-155	MC1 (Cat 0)	ICA (-, Ed -, 09-APR-18) SMM 25-24-09-900-801 dated March 29/2018 / 25-24-09-900-811 dated April 03/2018 / 25-51-22-900-801 dated March 29/2018 and SIPC 11-30-10-30 dated April 09/2018 / 25-21-20-10 dated March 28/2018 / 25-24-40-10 dated March 23/2018 / 25-60-10-10 dated March 29/2018
R2111-200	MC2 (Cat 0)	Structural Analysis (F7XW-44127-200-1, Ed IR, 06-APR-18)
R2111-400	MC4 (Cat 0)	Burn Test Report (F7XW-44127-710-4, Ed IR, 29-MAR-18)
R2111-700	MC7 (Cat 0)	Cabin Safety Inspection Report (R2111-700, Ed NC, 10-APR-18)
R2111-701	MC7 (Cat 0)	Electrical Inspection report (-, Ed -, -) This document includes : wiring indstallation report F7XW-44127-201-1 Rev - dated April 09/2018 and Optional electrical installation validation sheet rev 6 dated April 09/2018
R2111-702	MC7 (Cat 0)	Outfitting review report : Air Circulation in Crew Compartment (F7XW-44127-220-1, Ed -, 29-MAR-18)
R2111-CAS	MIN (Cat 0)	F7X S/N 027 - Crew Compartment & Cabin modifications (R2111-CAS, Ed 2, 09-APR-18)
R2111-CDS	MC1 (Cat 0)	F7X S/N 027 Crew Compartment & Cabin modifications (R2111-CDS, Ed 5, 09-APR-18)

The hyperlinks in the table above are for information only. They point to the latest version of the document, wich may be a version later than the one used for the change approval.



CHANGE
APPROVAL
SHEET
F7X series

ISSUE: 2
DATE: 09-APR-2018
PREPARED BY:
JC.LERMINIAUX

R2111

ATA: 25

PROJECT :

B.4. COMPLIANCE CHECKLIST

JAR 25 301	R2111-200
JAR 25 303	R2111-200
JAR 25 305 (a)	R2111-200
FAR 25 305 (a)	R2111-200
JAR 25 305 (b)	R2111-200
JAR 25 307 (a)	R2111-200
FAR 25 307 (a)	R2111-200
JAR 25 365 (e)	R2111-200
JAR 25 365 (g)	R2111-200
JAR 25 561 (a)	R2111-200
JAR 25 561 (b)(0)	R2111-200
JAR 25 561 (b)(1)	R2111-200
JAR 25 561 (b)(3)	R2111-200
JAR 25 562	R2111-700
JAR 25 562 (a)	R2111-102
JAR 25 571 (a)	R2111-200
FAR 25 571 (a)(3)	R2111-200
JAR 25 571 (b)	R2111-200
FAR 25 571 (b)	R2111-200
JAR 25 571 (c)	R2111-200
FAR 25 571 (e)	R2111-200
JAR 25 571 (e)(0)	R2111-200
JAR 25 571 (e)(4)	R2111-200
JAR 25 603	R2111-200
JAR 25 613	R2111-200
JAR 25 625	R2111-200
JAR 25 785 (b)	R2111-102
FNX-SC CRI D-18	R2111-200
FNX-SC EXPT 8792	R2111-200
JAR 25 785 (c)	R2111-700
JAR 25 785 (d)	R2111-700
JAR 25 785 (d)(0)	R2111-102
JAR 25 785 (d)(1)	R2111-102
JAR 25 785 (d)(2)	R2111-102
JAR 25 785 (f)(0)	R2111-200
JAR 25 785 (f)(1)	R2111-200
JAR 25 785 (f)(3)	R2111-200
JAR 25 785 (h)	R2111-700
FAR 25 785 (h)	R2111-700



**CHANGE
APPROVAL
SHEET**
F7X series

ISSUE: **2**
DATE: **09-APR-2018**
PREPARED BY:
JC.LERMINIAUX

R2111

ATA: **25**

PROJECT :

JAR 25 785 (k)	R2111-700
JAR 25 787	R2111-700
JAR 25 787 (a)	R2111-200
JAR 25 787 (b)	R2111-200
JAR 25 789	R2111-700
JAR 25 789 (a)	R2111-200
JAR 25 791	R2111-700
JAR 25 793	R2111-700
JAR 25 811	R2111-700
JAR 25 812 (a)	R2111-102
JAR 25 812 (e)	R2111-102 , R2111-700 , R2111-701
JAR 25 813 (a)	R2111-700
JAR 25 813 (d)	R2111-102 , R2111-700
JAR 25 815	R2111-102 , R2111-700
JAR 25 831 (f)(2)	R2111-700
JAR 25 853	R2111-400
JAR 25 853 (b)	R2111-400 , R2111-700
JAR 25 853 (d)	R2111-700
JAR 25 853 (f)	R2111-700
JAR 25 869 (a)	R2111-701
JAR 25 X899	R2111-701 , R2111-CDS
JAR 25 1301 (a)	R2111-702 , R2111-CDS
JAR 25 1301 (b)	R2111-701 , R2111-CDS
JAR 25 1301 (c)	R2111-702
JAR 25 1309 (a)	R2111-702
JAR 25 1310	R2111-CDS
JAR 25 1351 (a)	R2111-CDS
JAR 25 1351 (b)(2)	R2111-CDS
JAR 25 1351 (b)(5)	R2111-CDS
JAR 25 1353 (a)	R2111-700 , R2111-701 , R2111-CDS
JAR 25 1353 (b)	R2111-701 , R2111-CDS
JAR 25 1353 (d)	R2111-701
JAR 25 1353 (d)(0)	R2111-700
JAR 25 1353 (d)(1)	R2111-CDS
JAR 25 1353 (d)(2)	R2111-CDS
JAR 25 1353 (d)(3)	R2111-700
JAR 25 1357	R2111-CDS
JAR 25 X1360 (a)	R2111-701 , R2111-CDS
JAR 25 1411 (a)	R2111-102
JAR 25 1411 (b)	R2111-102 , R2111-700
JAR 25 1411 (d)	R2111-700
JAR 25 1411 (d)(1)	R2111-CDS
JAR 25 1411 (f)	R2111-102 , R2111-700
JAR 25 1415	R2111-102 , R2111-700



CHANGE
APPROVAL
SHEET
F7X series

ISSUE: 2
DATE: 09-APR-2018
PREPARED BY:
JC.LERMINIAUX

R2111

ATA: 25

PROJECT :

JAR 25 1415 (a)	R2111-CDS
JAR 25 1415 (b)	R2111-CDS
JAR 25 1415 (b)(1)	R2111-CDS
JAR 25 1447	R2111-700
FAR 25 1447 (c)(3)	R2111-700
JAR 25 1529	R2111-155
FAR 25 1529	R2111-155
JAR 25 1541	R2111-102 , R2111-700
JAR 25 1557 (d)	R2111-700
JAR 25 1561 (c)	R2111-102
JAR 25 1561 (e)	R2111-102



VI. PRODUCTION FLIGHT TESTING	A. MANUFACTURER			
	NAME		ADDRESS	
	B. PRODUCTION BASIS <i>(Check applicable item)</i>			
	PRODUCTION CERTIFICATE <i>(Give production certificate number)</i>			
	TYPE CERTIFICATE			
	OTHER:			
	C. GIVE QUANTITY OF CERTIFICATES REQUIRED FOR OPERATING NEEDS			
DATE OF APPLICATION	NAME AND TITLE <i>(Print or type)</i>	SIGNATURE		
VII. SPECIAL FLIGHT PERMIT PURPOSES OTHER THAN PRODUCTION FLIGHT TEST	A. DESCRIPTION OF AIRCRAFT			
	REGISTERED OWNER		ADDRESS	
	BUILDER <i>(Make)</i>		MODEL	
	SERIAL NUMBER		REGISTRATION MARK	
	B. DESCRIPTION OF FLIGHT			
	CUSTOMER DEMONSTRATION FLIGHTS <input type="checkbox"/> <i>(Check if applicable)</i>			
	FROM		TO	
	VIA	DEPARTURE DATE	DURATION	
	C. CREW REQUIRED TO OPERATE THE AIRCRAFT AND ITS EQUIPMENT			
	PILOT	CO-PILOT	FLIGHT ENGINEER	OTHER <i>(Specify)</i>
	D. THE AIRCRAFT DOES NOT MEET THE APPLICABLE AIRWORTHINESS REQUIREMENTS AS FOLLOWS:			
	E. THE FOLLOWING RESTRICTIONS ARE CONSIDERED NECESSARY FOR SAFE OPERATION: <i>(Use attachment if necessary)</i>			
F. CERTIFICATION - I hereby certify that I am the registered owner (or his agent) of the aircraft described above; that the aircraft is registered with the Federal Aviation Administration in accordance with Title 49 of the United States Code 44101 et seq. and applicable Federal Aviation Regulations; and that the aircraft has been inspected and is safe for the flight described.				
DATE	NAME AND TITLE <i>(Print or type)</i>	SIGNATURE		
VIII. AIRWORTHINESS DOCUMENTATION (FAA/DESIGNEE use only)	<input checked="" type="checkbox"/> A. Operating Limitations and Markings in Compliance With 14 CFR Section 91.9, As Applicable	G. Statement of Conformity, FAA Form 8130-9 <i>(Attach when required)</i>		
	<input type="checkbox"/> B. Current Operating Limitations Attached	<input checked="" type="checkbox"/> H. Foreign Airworthiness Certification for Import Aircraft <i>(Attach when required)</i>		
	<input type="checkbox"/> C. Data, Drawings, Photographs, etc. <i>(Attach when required)</i>	<input type="checkbox"/> I. Previous Airworthiness Certificate Issued in Accordance With 14 CFR Section _____ CAR _____ <i>(Original attached)</i>		
	<input checked="" type="checkbox"/> D. Current Weight and Balance Information Available in Aircraft	<input checked="" type="checkbox"/> J. Current Airworthiness Certificate Issued in Accordance With 14 CFR Section 21.183(d) <i>(Copy attached)</i>		
	<input type="checkbox"/> E. Major Repair and Alteration, FAA Form 337 <i>(Attach when required)</i>	<input type="checkbox"/> K. Light-Sport Aircraft Statement of Compliance, FAA Form 8130-15 <i>(Attach when required)</i>		
	<input checked="" type="checkbox"/> F. This inspection Recorded in Aircraft Records			

DEPARTMENT OF TRANSPORTATION-FEDERAL AVIATION ADMINISTRATION

STANDARD AIRWORTHINESS CERTIFICATE

1 NATIONALITY AND REGISTRATION MARKS N277FJ	2 MANUFACTURER AND MODEL Dassault Aviation Falcon 7X	3 AIRCRAFT SERIAL NUMBER 27	4 CATEGORY Transport
--	--	--	------------------------------------

5 AUTHORITY AND BASIS FOR ISSUANCE

This airworthiness certificate is issued pursuant to 49 U.S.C. § 44704 and certifies that, as of the date of issuance, the aircraft to which issued has been inspected and found to conform to the type certificate therefor, to be in condition for safe operation, and has been shown to meet the requirements of the applicable comprehensive and detailed airworthiness code as provided by Annex 8 to the Convention on International Civil Aviation, except as noted herein.

Exceptions:

Exemption No. 8792, 25.785(b) Side Facing Sofas
 Exemption No. 9117, 25.901(c) Uncontrolled High Engine Thrust
 Exemption No. 9148, 25.981(a)(3) Fuel Tank Ignition Prevention

6 TERMS AND CONDITIONS

Unless sooner surrendered, suspended, revoked, or a termination date is otherwise established by the FAA, this airworthiness certificate is effective as long as the maintenance, preventative maintenance, and alterations are performed in accordance with Parts 21, 43, and 91 of the Federal Aviation Regulations, as appropriate, and the aircraft is registered in the United States.

DATE OF ISSUANCE 13 AUG 2017	FAA REPRESENTATIVE Scott E. Coyne	DESIGNATION NUMBER DART-801097-EA
--	---	---

Any alteration, reproduction, or misuse of this certificate may be punishable by a fine not exceeding \$1,000 or imprisonment not exceeding 3 years or both.

THIS CERTIFICATE MUST BE DISPLAYED IN THE AIRCRAFT IN ACCORDANCE WITH APPLICABLE FEDERAL AVIATION REGULATIONS.

8 AUG 2013



July 11, 2017

Dassault Falcon Jet - Wilmington Corp.
New Castle County Airport
191 North Dupont Highway
New Castle, Delaware 19720

**Re: Dassault Aviation Falcon Model F7X aircraft, Serial Number 27,
US Registration: N277FJ**

Please accept this notarized letter as our authorization for a Dassault Falcon Jet – Wilmington Corp. Quality Assurance Inspector to act as agent on behalf of Dassault Falcon Jet Corp. (US Registered Owner) for the purpose of signing the FAA Application Form 8130-6 for a Standard Airworthiness Certificate (FAA Form 8130-1), Transport category.

Very truly yours,

DASSAULT FALCON JET CORP.

A handwritten signature in cursive script that reads "Mark Verdesco".

Mark Verdesco, Director
Pre-Owned Aircraft Sales

A handwritten signature in cursive script that reads "Linda B. Gherardi".

LINDA B. GHERARDI
Notary Public, State of New Jersey
I.D. No. 2226795
Qualified in Bergen County
Commission Expires June 23, 2019

Commission Expires June 28, 2012
Qualified in Bergen County
ID No. 22222222
Henry P. ... State of New Jersey
JAMES B. WHITE, JR.

MINISTÈRE DE L'ENVIRONNEMENT, DE L'ÉNERGIE ET DE LA MER

Direction générale de l'Aviation civile

Paris, March 27, 2017

Direction de la sécurité de l'Aviation civile

Direction navigabilité et opérations

Pôle méthodes, qualité et compétences

Nos réf. : 17-031 DSAC/NO/MQC

Vos réf. :

Affaire suivie par : Claude Mas

Claude.mas@aviation-civile.gouv.fr

Tél. : 01 58 09 46 12 - Fax : 01 58 09 47 52

Mrs. Natalie BUONO

Dassault Falcon Jet – Wilmington Corp.

191 North DuPont Highway

New Castle, DE 19720

USA

Objet : F7X – SN 027 - Compliance with FAA type definition at the time of delivery

Dear Madam,

We hereby confirm that at the time of delivery of F7X S/N 027:

- The compliance of F7X S/N 027 definition with EASA Type Certificate EASA.A.155 at the time of delivery is addressed in the Form 52 n°179-09-020.
- There is no difference between F7X TC EASA.A.155 and F7X FAA TC A59NM.
- All minor modifications are approved under Dassault Aviation DOA. All major modifications are approved by EASA and FAA in the scope of the bilateral agreement.
- However FAA had specific requirements that were not part of the definition at the time of the delivery on the aircraft:
 - no large Glass mirror (more than 4kg) allowed in areas occupied during TTOL phases or on pathway for an emergency exit.
- AFM DGT 105608 as accepted by FAA in TCDS A59NM had specific US registered aircraft pages which were not incorporated in the delivered AFM.

As a conclusion, at the time of delivery on 28 September 2009, the aircraft F7X S/N 027 addressed by this certificate has been examined, tested, and found to conform to Type Design approved under U.S. Type Certificate No. A59NM and to be in a condition for safe operation, at that time, with the following exceptions/limitations which are needed:

- its AFM needs to be updated to integrate AFM pages specific to US registered aircraft;
- it has to be checked that no large Glass mirror (more than 4kg) is installed in areas occupied during TTOL phases or on pathway for an emergency exit.

Best regards,

Copie à :

Natalie.Buono@falconjet.com



Camille.Caravaca@dassault-aviation.com

Claude MAS
Adjoint au chef de pôle
Méthodes qualité et compétences

04110113
04110113
04110113

AIRCRAFT STATEMENT OF CONFORMITY

ATTESTATION DE CONFORMITE D'AERONEF

1 FRANCE	2 DIRECTION GÉNÉRALE DE L'AVIATION CIVILE	3 STATEMENT REF. N° REFERENCE DE L'ATTESTATION	179.09.020
		DASSAULT AVIATION 9, Rond-Point des Champs-Élysées - Marcel Dassault 75008 PARIS - FRANCE	FACILITY ETABLISSEMENT DASSAULT FALCON JET P.O. BOX 967 - ADAMS FIELD LITTLE ROCK, ARKANSAS 72203-967 USA
5 AIRCRAFT TYPE TYPE D'AERONEF FALCON 7X	6 TYPE CERTIFICATE REFS REF. DU CERTIFICAT DE TYPE EASA.A.166 27-April-2007	7 AIRCRAFT REGISTRATION OR MARK N° OU MARQUES D'IMMATRICULATION BERMUDA VQ-BFN	8 MANUFACTURERS IDENTIFICATION N° N° D'IDENTIFICATION DU CONSTRUCTEUR (N° DE SERIE) 27
9 ENGINE PROPELLER DETAILS * DETAILS MOTEUR / HÉLICE* PRATT & WHITNEY PW-307A	(LEFT / GAUCHE) N° PCE-CH0119 (CENTER / CENTRAL) N° PCE-CH0098 (RIGHT / DROIT) N° PCE-CH0094		
10 MODIFICATIONS AND/OR SERVICE BULLETINS * MODIFICATIONS ET/OU BULLETINS SERVICE*	SEE LIST ATTACHED IN AIRCRAFT INSPECTION HANDBOOK VOIR LISTE CH-JOINTE DANS RIC AERONEF		
11 AIRWORTHINESS DIRECTIVES CONSIGNES DE NAVIGABILITE	SEE LIST ATTACHED IN AIRCRAFT INSPECTION HANDBOOK VOIR LISTE CH-JOINTE DANS RIC AERONEF		
12 CONCESSIONS DEROGATIONS	SEE LIST ATTACHED IN AIRCRAFT INSPECTION HANDBOOK VOIR LISTE CH-JOINTE DANS RIC AERONEF		
13 EXEMPTIONS, WAIVERS OR DEROGATIONS * EXEMPTIONS, ECARTS OU DEROGATIONS *	NONE / REFER TO PAGE -- OF AIRCRAFT INSPECTION HANDBOOK NEANT / VOIR PAGE -- du Ric AERONEF		
14 REMARKS REMARQUES	NONE / REFER TO PAGE -- OF AIRCRAFT INSPECTION HANDBOOK NEANT / VOIR PAGE -- DU RIC AERONEF		
15 CERTIFICATE OF AIRWORTHINESS CERTIFICAT DE NAVIGABILITE	STANDARD / Export NORMAL / Export		
16 ADDITIONAL REQUIREMENTS EXIGENCES SUPPLEMENTAIRES	NONE		
17 STATEMENT OF CONFORMITY (ATTESTATION DE CONFORMITE) It is hereby certified that this aircraft conforms fully to the type certificated design and to items above in boxes 9, 10, 11, 12 and 13. (Le présent document certifie que cet aéronef se conforme pleinement à la définition de type certifiée et aux éléments cités dans les cases 9, 10, 11, 12 et 13). The aircraft is in a condition for safe operation. (L'aéronef est en état de fonctionner en sécurité). The aircraft has been satisfactorily tested in flight. (L'aéronef a satisfait aux épreuves d'essais en vol).			
18 SIGNED SIGNATURE 	19 NAME NOM Richard Bivings, Manager Quality Control D-ASSAULT FALCON JET Little Rock Quality Assurance Department	20 DATE (DAY, MONTH, YEAR) DATE (JOUR, MOIS, ANNEE) 28 SEPTEMBER 2009	
21 PRODUCTION ORGANISATION APPROVAL REFERENCE REFERENCE DE L'AGREMENT D'ORGANISME DE PRODUCTION		N° FR.21G.0006	





US Department of Transportation
Federal Aviation Administration

MAJOR REPAIR AND ALTERATION (Airframe, Powerplant, Propeller, or Appliance)

Form Approved
OMB No. 2120-0020
11/30/2007

Electronic Tracking Number

For FAA Use Only

INSTRUCTIONS: Print or type all entries. See Title 14 CFR §43.9, Part 43 Appendix B, and AC 43.9-1 (or subsequent revision thereof) for instructions and disposition of this form. This report is required by law (49 U.S.C. §44701). Failure to report can result in a civil penalty for each such violation. (49 U.S.C. §46301(a))

1. Aircraft	Nationality and Registration Mark United States N277FJ	Serial No. 27	
	Make Dassault Aviation	Model Falcon 7X	Series N/A
2. Owner	Name (As shown on registration certificate) Dassault Falcon Jet Corp	Address (As shown on registration certificate) Address 200 Riser Road	
		City Little Ferry State NJ	Zip 07643 Country United States

3. For FAA Use Only

4. Type		5. Unit Identification			
Repair	Alteration	Unit	Make	Model	Serial No.
<input checked="" type="checkbox"/>	<input type="checkbox"/>	AIRFRAME	_____	(As described in Item 1 above)	_____
<input type="checkbox"/>	<input type="checkbox"/>	POWERPLANT			
<input type="checkbox"/>	<input type="checkbox"/>	PROPELLER			
<input type="checkbox"/>	<input type="checkbox"/>	APPLIANCE	Type		
			Manufacturer		

6. Conformity Statement

A. Agency's Name and Address		B. Kind of Agency	
Name Dassault Falcon Jet Wilmington Corp		<input type="checkbox"/> U. S. Certificated Mechanic <input type="checkbox"/> Manufacturer	
Address 191 North Dupont Highway		<input type="checkbox"/> Foreign Certificated Mechanic C. Certificate No.	
City New Castle State Delaware		<input checked="" type="checkbox"/> Certificated Repair Station	
Zip 19720 Country USA		<input type="checkbox"/> Certificated Maintenance Organization	
QU2R122L			

D. I certify that the repair and/or alteration made to the unit(s) identified in item 5 above and described on the reverse or attachments hereto have been made in accordance with the requirements of Part 43 of the U.S. Federal Aviation Regulations and that the information furnished herein is true and correct to the best of my knowledge.

Extended range fuel per 14 CFR Part 43 App. B <input type="checkbox"/>	Signature/Date of Authorized Individual John M. Klesh	 JK 205020	11 August 2017
--	---	--------------------------------	-----------------------

7. Approval for Return to Service

Pursuant to the authority given persons specified below, the unit identified in item 5 was inspected in the manner prescribed by the Administrator of the Federal Aviation Administration and is Approved Rejected

BY	FAA Fit. Standards Inspector		Manufacturer	Maintenance Organization	Persons Approved by Canadian Department of Transport
	FAA Designee	<input checked="" type="checkbox"/>	Repair Station	Inspection Authorization	Other (Specify)

Certificate or Designation No. CRS QU2R122L	Signature/Date of Authorized Individual John M. Klesh	 JK 205020	11 August 2017
---	---	--------------------------------	-----------------------

NOTICE

Weight and balance or operating limitation changes shall be entered in the appropriate aircraft record. An alteration must be compatible with all previous alterations to assure continued conformity with the applicable airworthiness requirements.

8. Description of Work Accomplished

(If more space is required, attach additional sheets. Identify with aircraft nationality and registration mark and date work completed.)

United States N277FJ

11 August 2017

Nationality and Registration Mark

Date

I

Repaired RH Fuselage between Frames 10-11 and Stringers 15R-16R with doubler IAW Dassault Aviation Drawing: F7XC531490A2 E01 ed: 1. A satisfactory pressurization leak test of the repair was performed. This repair has no instructions for continued airworthiness and has no significant effect on weight and balance. Repair accepted by Dassault Aviation Change Descriptive Sheet Falcon 7X Series R1608 Issue 1 dated: 28 March 2017 approved under DOA EASA 21J.051.

II

Repaired RH Aileron Leading Edge at Hinge 5 IAW Fokker Aerostructures Engineering Disposition No. S128 Issue 01. This repair has no instructions for continued airworthiness and has no significant effect on weight and balance. Repair accepted by Dassault Aviation Change Descriptive Sheet Falcon 7X Series R1762 Issue 1 dated 7 June 2017 approved under DOA EASA 21J.051.

-----END-----

Additional Sheets Are Attached



**CHANGE
DESCRIPTIVE
SHEET
FALCON 7X Series**

Issue: 1 Date : 28-MAR-17

Prepared by: S. VIGNACQ

Validated by: S. DURAND

R1608

ATA
53

Page
1 / 3

TITLE: R/H FUSELAGE SKIN REPAIR BETWEEN FRAME10-11 AND STRINGER 15R-16R

ORIGIN: DSC file ref. 53-31-3-004 and Jet Aviation inspection report ref. VT2016-142 (from R1307)

PURPOSE:

- Remove existing outside doubler (from R1307)
- Install plug and inside doubler in accordance with design data
- restore protective treatment per AMM 20-60-00

NATURE OF CHANGE: Repair as per Part 21.A.431A(c)

APPLICABILITY:

F7X S/N 027

DESCRIPTION:

- DESIGN DATA: F7XC531490A2 E01 ed.:1
- EQUIPMENT LIST: None
- STRUCTURE: PSE impacted: YES
- LAYOUT: None
- THERMAL / ACOUSTIC TREATMENT: None
- WIRING: None
- INTERCHANGEABILITY OF LINE REPLACEABLE UNITS (LRU): None
- WEIGHT AND BALANCE: No significant effect

ENGINEERING VALIDATION:

- Stress substantiation:
 - Mail DGT385628.
 - Drawing review .

IMPACT ON DOCUMENTATION FOR CUSTOMER:

- INSTRUCTIONS FOR CONTINUED AIRWORTHINESS:
 - LIMITATIONS: None.

ON A/C DOCUMENTATION:

Maintenance Documentations					
AMM	AMM Ch.5	AMM Ch.5-40	IPC	SRM	WPM
NO	NO	NO	NO	NO	NO



**CHANGE
DESCRIPTIVE
SHEET
FALCON 7X Series**

Issue: 1 Date : 28-MAR-17

Prepared by: S. VIGNACQ

Validated by: S. DURAND

R1608

ATA Page
53 2 / 3

Pilot Documentations			A/C Performance		«Dispatch»					
AFM	CODDE	Loading Manual	High Speed	Low Speed	MMEL	CDL	FGDA	M&O	NSI	eDG
NO	NO (*)	NO	NO	NO	NO	NO	NO	NO	NO	NO

AMM : A/C Maintenance Manual, **IPC** : Illustrated Part Catalogue, **SRM** : Structure Repair Manual, **WPM** : Wiring Procedure Manual, **AFM** : Airplane Flight Manual, **CODDE** : Crew Operating Document for DASSAULT AVIATION EASY (* precise number : 1=Descriptive, 2 = Procedure, 3 = Quick Reference Handbook), **MMEL** : Master Minimum Equipment List, **CDL** : Configuration Deviation List, **FGDA** : Fault Guide for Dispatch Assistance, **M&O** : Maintenance & Operations, **NSI** : Non Safety Items, **eDG** : electronic Dispatch Guide

• ON A/C DATABASES:

ECL	LDI	APM Options	APM Settings	CB File	Fault Code	Status OPS
NO	NO	NO	NO	NO	NO	NO

ECL : Electronic Check List, LDI : Loadable Diagnostic Information, APM : A/C Personal Module, CB File : Loadable data base for circuit breakers and SSPC.

• ON PILOT SKILLS / TRAINING / SIMULATORS:

EFFECTS ON FLIGHT CREW			Comment
Pilot knowledge and skills Pilot Type Rating	OSD Flight Crew	NO	
	Training course specifications	NO	
EFFECTS ON SIMULATOR FOR PILOT TYPE RATING TRAINING			
Flight test engineering data for simulator	OSD SIM	NO	
	Other Simulator Specifications	NO	

• ON OPERATIONS:

- RVSM, BR-NAV, PR-NAV, AC 90-100, NADP, STEEP APPROACH, EVS... NO
- OPS Approval required for operator NO

• ON RADIO EQUIPMENT HOMOLOGATION:

NO

• DOWNLOADING PROCEDURE:

NO

ISSUE'S TABLE:

1	28-MAR-17	Initial issue
---	-----------	---------------



**CHANGE
DESCRIPTIVE
SHEET
FALCON 7X Series**

Issue: 1 Date : 28-MAR-17

Prepared by: S. VIGNACQ

Validated by: S. DURAND

R1608

ATA
53

Page
3 / 3

Approval from DOA EASA 21J.051

FALCON 7X Series - R1608

According the EASA Part21 and EASA approved Design Approval Organization EASA 21J.051 procedures, the design change:

FALCON 7X Series - R1608 - Issue 1 dated 28-MAR-17

Title: R/H FUSELAGE SKIN REPAIR BETWEEN FRAME10-11 AND STRINGER 15R-16R

has been categorized as: WITHOUT IMPACT ON THE SUBSTANTIATION FILE.

Part 21 Declaration of Compliance:


The above identified change has been found in compliance with the requirements applicable according to the relevant Type Certificate Data Sheet.

Part 21 Statement of Approval:

The above identified change has been approved under DOA EASA 21J.051 authority on 28/03/2017.

S. DURAND

Note: evidence of signature is provided by a red electronic stamp in the left hand margin on the first page.





**CHANGE
DESCRIPTIVE
SHEET
FALCON 7X Series**

Issue: 1 Date : 28-MAR-17

Prepared by: S. VIGNACQ

Validated by: S. DURAND

R1608

ATA
53

Page
1 / 3

TITLE: R/H FUSELAGE SKIN REPAIR BETWEEN FRAME10-11 AND STRINGER 15R-16R

ORIGIN: DSC file ref. 53-31-3-004 and Jet Aviation inspection report ref. VT2016-142 (from R1307)

PURPOSE:

- Remove existing outside doubler (from R1307)
- Install plug and inside doubler in accordance with design data
- restore protective treatment per AMM 20-60-00

NATURE OF CHANGE: Repair as per Part 21.A.431A(c)

APPLICABILITY:

F7X S/N 027

DESCRIPTION:

- DESIGN DATA: F7XC531490A2 E01 ed.:1
- EQUIPMENT LIST: None
- STRUCTURE: PSE impacted: YES
- LAYOUT: None
- THERMAL / ACOUSTIC TREATMENT: None
- WIRING: None
- INTERCHANGEABILITY OF LINE REPLACEABLE UNITS (LRU): None
- WEIGHT AND BALANCE: No significant effect

ENGINEERING VALIDATION:

- Stress substantiation:
 - Mail DGT385628.
 - Drawing review .

IMPACT ON DOCUMENTATION FOR CUSTOMER:

- INSTRUCTIONS FOR CONTINUED AIRWORTHINESS:
 - LIMITATIONS: None.

ON A/C DOCUMENTATION:

Maintenance Documentations					
AMM	AMM Ch.5	AMM Ch.5-40	IPC	SRM	WPM
NO	NO	NO	NO	NO	NO



DASSAULT
AVIATION

CHANGE DESCRIPTIVE SHEET

FALCON 7X Series

Issue: 1

Date : 28-MAR-17

Prepared by: S. VIGNACQ

Validated by: S. DURAND

R1608

ATA
53

Page
2 / 3

Pilot Documentations			A/C Performance		«Dispatch»					
AFM	CODDE	Loading Manual	High Speed	Low Speed	MMEL	CDL	FGDA	M&O	NSI	eDG
NO	NO (*)	NO	NO	NO	NO	NO	NO	NO	NO	NO

AMM : A/C Maintenance Manual, **IPC** : Illustrated Part Catalogue, **SRM** : Structure Repair Manual, **WPM** : Wiring Procedure Manual, **AFM** : Airplane Flight Manual, **CODDE** : Crew Operating Document for DASSAULT AVIATION EASY (* precise number : 1=Descriptive, 2 = Procedure, 3 = Quick Reference Handbook), **MMEL** : Master Minimum Equipment List, **CDL** : Configuration Deviation List, **FGDA** : Fault Guide for Dispatch Assistance, **M&O** : Maintenance & Operations, **NSI** : Non Safety Items, **eDG** : electronic Dispatch Guide

ON A/C DATABASES:

ECL	LDI	APM Options	APM Settings	CB File	Fault Code	Status OPS
NO	NO	NO	NO	NO	NO	NO

ECL : Electronic Check List, **LDI** : Loadable Diagnostic Information, **APM** : A/C Personal Module, **CB File** : Loadable data base for circuit breakers and SSPC.

ON PILOT SKILLS / TRAINING / SIMULATORS:

EFFECTS ON FLIGHT CREW			Comment
Pilot knowledge and skills Pilot Type Rating	OSD Flight Crew	NO	
	Training course specifications	NO	
EFFECTS ON SIMULATOR FOR PILOT TYPE RATING TRAINING			
Flight test engineering data for simulator	OSD SIM	NO	
	Other Simulator Specifications	NO	

ON OPERATIONS:

- RVSM, BR-NAV, PR-NAV, AC 90-100, NADP, STEEP APPROACH, EVS... NO
- OPS Approval required for operator NO

ON RADIO EQUIPMENT HOMOLOGATION:

NO

DOWNLOADING PROCEDURE:

NO

ISSUE'S TABLE:

1	28-MAR-17	Initial issue
---	-----------	---------------



**CHANGE
DESCRIPTIVE
SHEET
FALCON 7X Series**

Issue: 1 Date : 28-MAR-17

Prepared by: S. VIGNACQ

Validated by: S. DURAND

R1608

ATA
53

Page
3 / 3

Approval from DOA EASA 21J.051

FALCON 7X Series - R1608

According the EASA Part21 and EASA approved Design Approval Organization EASA 21J.051 procedures, the design change:

FALCON 7X Series - R1608 - Issue 1 dated 28-MAR-17

Title: R/H FUSELAGE SKIN REPAIR BETWEEN FRAME10-11 AND STRINGER 15R-16R

has been categorized as: WITHOUT IMPACT ON THE SUBSTANTIATION FILE.

Part 21 Declaration of Compliance:

The above identified change has been found in compliance with the requirements applicable according to the relevant Type Certificate Data Sheet.

Part 21 Statement of Approval:

The above identified change has been approved under DOA EASA 21J.051 authority on 28/03/2017.

S. DURAND

Note: evidence of signature is provided by a red electronic stamp in the left hand margin on the first page.

